

bernette

SWISS DESIGN

Accessory Catalog



www.mybernette.com

A Milan | Moscow | Rome

- 1 Milan 2 + 3 | Moscow 2 + 3 | Rome 3
- 2 Milan 5 + 7 | Moscow 5 + 7 | Rome 5 + 7
- 3 Milan 8 | Moscow 8 | Rome 8



B London

- 1 London 2, 3 + 5
- 2 London 7 + 8



C Chicago

- 1 Chicago 5
- 2 Chicago 7



D Deco

- 1 Deco 340 | Deco 340plus



E sew&go

- 1 sew&go 1, 3 + 5
- 2 sew&go 7 + 8



F b30 series

- 1 b33 | b35
- 2 b37 | b38



General sewing

Zigzag foot	4
Zigzag foot with non-stick sole	4
Walking foot	4
Straight-stitch foot	5

Buttons and buttonholes

Buttonhole foot with slide	5
Button-sew-on foot	5

Elastic/stretch materials

Overlock foot	6
---------------	---

Zips

Zipper foot	6
Invisible-zipper foot	6

Hems and topstitching

Blindstitch foot	7
Edgestitch foot	7
Hemmer foot	7
Binder attachment for pre-folded bias tape	8

Decorative sewing

Embroidery foot	8
Open embroidery foot	8
Gathering foot	9
Ribbon-couching foot	9
Embroidery foot with clear sole	9
Cording foot	10

Embroidery

Embroidery foot	10
-----------------	----

Patchwork

Patchwork foot	11
----------------	----

Quilting

Darning-/Embroidery foot	11
Free-motion embroidery foot	11

Chapter 1

Presser feet

Chapter 2 Accessories for Sewing Machines	Darning plate	13	
	Bobbins	13	
	Right seam guide	13	
	Fabric-feeding aid for sewing buttonholes	14	
	Extension table	14	
	Carrying bags for sewing machines and embroidery modules	14	
	Trolley	15	
	Needle assortment	15	
Chapter 3 Accessories for Embroidery Machines	Multiple-spool holder	17	
	Multiple-spool-holder extension	17	
	Chicago embroidery hoop	17	
	Deco embroidery hoop	18	
Chapter 4 Software	bernette Embroidery Software Customizer	20	
	BERNINA CutWork software Suite	20	
	BERNINA CutWork software code	20	
	BERNINA CutWork tool	20	
	BERNINA CutWork needles	20	
Chapter 5 Accessories for Overlockers/Sergers	General sewing		
	Standard presser foot	23	
	Standard presser foot with clear sole	23	
	Ribbon-couching foot	23	
	Belt-loop foot	24	
	Hems and topstitching		
	Elasticator foot	24	
	Blindstitch foot	24	
	Hemmer foot	25	
	Binder attachment for unfolded bias tape	25	
	Decorative sewing		
	Piping foot	25	
	Pearl foot	26	
	Beading and sequin foot	26	
	Cording foot	26	
	Gathering foot	27	
	Lace foot	27	
	Hemmer and lace foot	27	
	Other accessories		
	Cut-offs bin	28	
	Carrying case for overlockers/sergers	28	
	Chapter 6	Compatibility Overview	28+29



Presser feet



www.mybernette.com/red-dress

General sewing

Zigzag foot



J	502 020 59 96	A1 B1	E1
C	502 020 60 07	A2	
T	502 020 69 03	A3 B2 C	E2
	502 060 14 08		F1
A	502 060 14 09		F2

The Zigzag presser foot is a true all-rounder and is suitable for all the common sewing works. It is also optimal for special sewing projects. Apart from very simple attractive decorative stitches, it is also particularly suitable to implement patchwork ideas.



Zigzag foot with non-stick sole



	502 060 14 10		F1
	502 060 13 47		F2

The non-stick sole ensures smooth riding over difficult-to-feed materials such as leather, plastic, vinyl or similar.



Walking foot



	502 020 59 89	A1 B1	E1
	502 020 60 03	A2 A3 B2 C	E2
	502 060 14 11		F1
	502 060 13 50		F2

Difficult-to-work-with fabrics are best sewn using the Walking foot. It supports the fabric feed by a second feed dog on the upper side of the foot. The sewing project is moved simultaneously by the two feed dogs which allow a smooth sewing process.



Straight-stitch foot



This presser foot is ideally suited for all straight-stitch work. The small stitch hole supports the material during sewing.



	502 060 13 51	F1
H	502 060 13 52	F2

Buttons and buttonholes

Buttonhole foot with slide



The buttonholes can be sewn easily in different versions and either with or without using cord. Any number of buttonholes can be sewn at exactly the same length.



B	502 020 59 97	A1*	B1*	E1*
D	502 020 56 86	B1 (London 5)		
D	502 020 60 04	A1' A2	E1'	
D	502 020 70 20	A3	B2	C
D	502 020 87 86	E2		
	502 060 13 53	F1 (b33)		
R	502 060 13 54	F1 (b35)		
R	502 060 13 55	F2		

A1* Milan 2, Moscow 2, Rome 3 A1' Milan 3, Moscow 3
 B1* London 2 + 3 E1' sew&go 5
 E1* sew&go 1 + 3

Button-sew-on foot



With this presser foot not only buttons of different sizes can be sewn on but also rings or hooks. The Button sew-on foot provides a slip-resistant sole so that the button cannot slip away.



H	502 020 59 98	A	B	C	E
M	502 060 13 56	F1			
T	502 060 13 57	F2			

Elastic/stretch materials

Overlock foot



G	502 020 59 91	A1	B1	E1		
E	502 020 73 08	A2	A3	B2	C	E2
G	502 060 13 58				F1	
C	502 060 13 59				F2	

The Overlock foot facilitates finishing edges professionally and sewing seams similar to overlocking. It is also particularly suitable to create decorative cuffs and seams in the most common knitware fabrics.



Zips

Zipper foot



I	502 020 59 99	A	B	C	E
	502 060 13 60				F1
E	502 060 13 61				F2

Due to the narrow shape, zippers in various versions can be sewn in easily. The fabric is fed evenly while you can sew along the coils very closely.



Invisible-zipper foot



	502 020 90 67	A	B	C	E
	502 060 13 62				F1
Z	502 060 13 63				F2

This foot is simply perfect to sew in zippers. As the zipper is invisible afterwards, an especially elegant look is achieved.



Hems and topstitching

Blindstitch foot



F	502 020 60 09	A2	A3	B2	C	E2
L	502 020 59 93	A1		B1		E1
L	502 060 13 64					F1
	502 060 13 65					F2

This foot is most suitable to sew blindhems or to topstitch edges. The stitches only pierce the hem so that the stitch holes are hardly visible on the right side of the fabric.



Edgestitch foot



S	502 060 13 66					F2
----------	----------------------	--	--	--	--	----

This presser foot with guide facilitates the topstitching of edges, hems and pleats; helpful for sewing on lace or tapes, and for reinforcing edges. The guide helps you achieve flawless seams and hems that run parallel to the edge.



Hemmer foot



	502 020 59 95	A1		B1		E
K	502 020 60 10	A2	A3	B2	C	
	502 060 13 67					F1
D2	502 060 13 68					F2

This special presser foot serves the purpose to create professional-looking seams. It folds the fabric twice which results in a nice rollhem which is then properly fixed by the needle with a straight stitch.



Hems and topstitching

Binder attachment for pre-folded bias tape



502 020 13 69	F1
502 020 13 70	F2

The Binder attachment serves to bind edges with pre-folded bias tape in a finished width of 10 to 14 mm, which are sewn with a utility or decorative stitch.



Decorative sewing

Embroidery foot



502 020 59 92	A1 B1 E1
502 060 13 71	F1

A true pro in terms of embroidering and embellishing, the Embroidery foot is ideal for sewing satin stitches, appliqués and decorative stitches.



Open embroidery foot



502 060 13 72	F1
F2 502 060 13 73	F2

This foot makes quick work of appliqués and embroidery projects, as well as the sewing over of lines and patterns. The open shape ensures a clear view of the seam, and is therefore ideal for sewing on tapes and ribbon.



Gathering foot



502 020 60 01	A B1 (London 5) B2 C E
502 060 13 74	F1
502 060 13 75	F2

As the sole of this foot does not lie flat on the feed dog, the Gathering foot feeds the fabric unevenly. Therefore a charming gathering effect results while sewing.



Ribbon-couching foot



G 502 060 13 76	F2
------------------------	----

For couching sequin- and satin ribbon. The adjustable guide holds the ribbon in place, preventing it from slipping as it is being sewn on.



Embroidery foot with clear sole



A 502 020 60 06	A2 A3 B2 C E2
502 020 74 89	B1 (London 2 + 3)
502 060 13 77	F1
F 502 060 13 78	F2

The transparent sole affords a consistently clear view of the sewing project, ensuring that decorative and satin stitches, appliqués and off-the-edge scallops turn out particularly well.



Decorative sewing

Cording foot



	502 020 59 90	A1	B1	E
M	502 020 60 05	A2	A3	B2 C
	502 060 13 79			F1
H	502 060 13 80			F2

The Cording foot allows sewing on thin cords or strings. As the bottom of the foot sole provides several grooves, more than one string can be sewn on in one step.



Embroidery

Embroidery foot



	502 060 06 52		D1
P	502 060 08 72		D1
	502 020 81 80		C2

This foot is a true embroidery expert. The oval, slightly bent shape of the foot facilitates the stitch movement. This ensures a solid and proper stitch formation.



Patchwork

Patchwork foot



	502 020 70 52	A B C	with guide
P	502 020 60 02	E	
	502 060 13 81	F1	with guide
	502 060 13 82	F2	with guide

This foot is ideal for patch working with exact seam allowances of 1/4 and 1/8 inch. The fabric edges can either be guided along the foot or the seam guide. This makes accurate sewing absolutely simple.



Quilting

Darning-/Embroidery foot



	502 020 76 48	A B C	
	502 020 60 00	E	
	502 060 13 83	F1	
P	502 060 13 84	F2	

This foot is a true specialist for free motion sewing and it is best suitable to darn holes and worn areas. Used together with an embroidery hoop, the darning process can be simplified as the hoop stabilizes the fabric. The foot can also be used to create attractive embellishing such as laces or monograms.



Free-motion embroidery foot



P	502 060 13 85	F2	
----------	----------------------	----	--

The open embroidery sole offers a clear view of the embroidery area. Precise, creative free-motion works such as monogramming and Richelieu embroidery ('cutwork') as well as thread painting are simplicity itself with the free-motion embroidery foot. Also ideally suited to outline quilting, or the free-motion quilting of very small details ('microstippling').





Accessories for Sewing Machines



www.mybernette.com/blue-jeans

Darning plate



502 020 74 86 B1 (London 2 + 3) E1

This darning plate supports and facilitates darning holes and worn areas. It prevents the fabric from being pulled in while sewing. It can also be used for sewing-on buttons.

Bobbins



	502 020 81 50	A B	E	
	502 020 81 81	C		
J	502 060 00 26		D1	F2
	502 060 09 54			F1
	502 060 13 90			F1
J	502 060 13 92			F2

10 Pcs.
10 Pcs.

These universal bobbins are available individually.

Right seam guide



	502 020 59 24	A1 A2 B C E
	502 020 70 87	A3
	502 060 13 86	F

With the practical seam guide, parallel seams can be sewn at a regular distance. Moreover it serves as a reliable guide support when topstitching and sewing hems. With this even challenging sewing work can be done properly and professionally.

Fabric-feeding aid for sewing buttonholes



502 060 13 87

F2

In combination with the Buttonhole foot with slide, this tool improves feed when sewing buttonholes on thick and fleecy materials, as well as on edges.



Extension table



031 698 71 00 A2 A3

502 020 80 29 B1 (London 5)

502 020 80 26 B2

502 020 92 42 E2

502 060 13 88 F2

The free arm extension table enlarges the existing working surface and is a comfortable support when sewing larger sewing projects.



Carrying bags for sewing machines and embroidery modules



1 502 020 62 78 A B C E F

2 030 895 50 03 C2

For keeping your sewing machine and embroidery module in tip-top shape when travelling. The inside compartments offer additional room for stowing accessories.

Trolley



036 612 70 00 A B C D E F

The lightweight yet well-padded Bernette trolley reliably protects your machine during transport. The robust wheels, top and side carry handles and the pull strap make for safe handling. The generously sized outside compartment is big enough to accommodate your extension table, embroidery hoops and other accessories. What's more, the trolley can be folded up for space-saving storage.



Needle assortment



The needle assortment contains needles in different sizes for varying applications. Please find more information on the comprehensive assortment at your BERNINA specialized dealer.

Accessories for Embroidery Machines



Multiple-spool holder



008 983 74 00 D1

The multiple spool holder makes it easier to work with several spools of thread in different colors.



Multiple-spool-holder extension




008 979 70 00 D1

This practical extension allows even more spools to be used.



Chicago embroidery hoop



S 502 020 87 32 C2

M 502 020 87 33 C2

L 502 020 87 31 C2

These embroidery hoops are an indispensable help to create exact embroidery works in small up to medium sizes. Due to the template providing a practical grid, the embroidery project can be placed accurately.




Embroidery area:

S 4 x 4 cm

M 10 x 10 cm

L 11 x 17 cm

Deco embroidery hoop



A 502 060 04 82 D1

B 502 060 04 51 D1

C 502 060 00 23 D1

F 502 060 06 03 D1

These embroidery hoops are an indispensable help to create exact embroidery works in small up to medium sizes. Due to the template providing a practical grid the embroidery project can be placed accurately.



Embroidery area:

A 12.6 x 11 cm

B 14 x 20 cm

C 5 x 5 cm

F 12.6 x 11 cm

Software



bernette Embroidery Software Customizer



036 266 70 00 C2 D1

With the bernette embroidery software Customizer you can easily personalize your designs. Combine a text with your favorite design and make your sewing project unique. There are multiple design possibilities: Whether it is a towel with a monogram, an invitation card with an embroidered frame for your birthday party or a cover with an appliqué for your mobile phone – with our software your projects become special.

Switch on your computer, put the installation CD in your CD or DVD drive, set up the computer program and put your ideas into action. Transfer your designs with a USB stick to your embroidery machine and unleash your unlimited creativity.

bernette embroidery software Customizer is compatible with the bernette embroidery machines Chicago 7, Deco 340 and Deco 340plus.



BERNINA CutWork Software Suite



034 275 71 00 C2 D1

BERNINA CutWork software code

CutWork	034 229 71 01	C2 D1
Update	034 229 71 03	C2 D1

BERNINA CutWork tool

034 276 71 00 C2 D1

BERNINA CutWork needles

033 375 71 00 C2 D1

The BERNINA Cutwork tool transfers your bernette embroidery machine into a precise cutting tool which enables you to cut out unique designs and to create unique multilayer embroidery motifs. Combine your embroidery with CutWork designs and you will be delighted by the enchanting effects you can achieve.

To make your start successful, all you need apart from the CutWork tool is the CutWork software and the separately available CutWork code to activate your software.

The BERNINA CutWork Software and the corresponding tool are compatible with bernette Chicago 7 (from V 1.62), and Deco 340 (from V 1.1) and Deco 340plus.





Accessories for
Overlockers/Sergers



www.mybernette.com/yellow-shirt

A Overlocker**1** 610D**B b40 series FUNLOCK****1** b42**2** b44**3** b48

General sewing

Standard presser foot



502 070 00 10 A1

502 040 51 05 B1

502 040 51 06 B2

502 040 51 07 B3

The Standard presser foot is a trusty sidekick for everyday overlocking and coverstitch projects.



Standard presser foot with clear sole



502 040 51 08 B1 B3

The clear sole affords the perfect view of your sewing project. It is ideal for decorative seams which have been previously tailor-tacked, as well as for positioning at the beginning or end of a seam.



Ribbon-couching foot



502 040 51 09 B2 B3

For couching narrow ribbon. With the help of the adjustable guide, ribbons of various widths can be guided precisely into the seam.



General sewing

Belt-loop foot



502 040 51 10 B1 B3

The belt-loop foot is used to fold bias or straight binding, which it then quickly and easily turns into straps or belt loops with the cover- or chainstitch.



Hems and topstitching

Elasticator foot



502 070 00 52 A1

502 040 51 11 B

The Elasticator foot is best suitable for sewing projects with elastic bands. The fabric can be aligned evenly and exact sewing of elastic band for home furnishing, bathing or sports clothes goes smoothly. The Elasticator foot is also optimal to create professional lingerie.



Blindstitch foot



502 070 00 54 A1

0.5 mm

502 070 00 53 A1

1.0 mm

502 040 51 12 B2 B3

This foot is a specialist for working with blindhems. In one step the seam is sewn and the edge is finished. Therefore the Blindstitch foot allows quick and proper working and is ideal for the creation of attractive blindhems on home furnishing and garments.



Hemmer foot



502 040 51 13 B1 B3

The hemmer foot quickly and easily sews even seams with a depth of 2.5 cm. A narrow or wide coverstitch can be used to neaten the cut edge.



Binder attachment for unfolded bias tape



502 040 51 14 B1 B3

The binder attachment creates practical edge finishes with unfolded bias tape in a width of 25 to 28 mm. Self-cut bias tape can also be used for a professional look.



Decorative sewing


Piping foot



502 070 00 57 A1

502 040 51 15 B2 B3

The Piping foot is qualified for creating or sewing in braids, or even both actions in one step. That gives main points to home furnishing or garments.



Decorative sewing

Pearl foot



502 070 00 56 A1

For creative work the pearl foot is simply perfect in its versatility. Special decorations with pearls can be applied quickly on various fabrics. In combination with flat seams, decorative seams can be created on the fabric and in combination with rollhems, a decorative edgeline can be achieved.



Beading and sequin foot



502 040 51 16 B2 B3

For creative work with beaded or sequin tapes up to a width of 4 mm. The side groove serves as a guide and for couching cords.



Cording foot



502 040 51 17 B1 B3

This presser foot guides decorative and fine cords of up to 2 mm thickness exactly and precisely below the coverstitch seam as they are being sewn on. Alternatively, it can also be used to create and insert piping.



Gathering foot



502 070 00 55 A1

502 040 51 18 B2 B3

With the Gathering foot single fabric layers can be gathered evenly. In the same step one fabric layer can be gathered and simultaneously sewn on a smooth piece of fabric. This saves much time.



Lace foot



502 040 51 19 B1 B3

For sewing lace, trim and tapes onto hems. The bottom edge of the fabric is simultaneously neatened with a narrow or wide coverstitch, creating a flat joining seam.



Hemmer and lace foot



502 040 51 20 B1 B3

This presser foot sews tapes or lace below a fabric edge, which is simultaneously folded to form a hem. A coverstitch neatens both edges at the same time, whilst the material is folded by 1 cm.



Other accessories

Cut-offs bin



502 070 01 54 A1

502 040 51 24 B2 B3

The cut-off bin is easily attached at the machine. It catches fabric remnants or thread chains and ensures a tidy working place at any time.



Carrying case for overlockers/sergers



502 010 72 00 A1 B

Due to the carrying case your overlock machine is well protected when transported and therefore it will remain in a pristine condition.



Compatibility overview of Overlockers/Sergers

Accessories	Page	b42	b44	b48	610D
Accessories for Overlockers/Sergers					
General sewing					
Standard presser foot	23	x	x	x	x
Standard presser foot with clear sole	23	•	-	•	-
Ribbon-couching foot	23	-	•	•	-
Belt-loop foot	24	•	-	•	-
Hems and topstitching					
Elasticator foot	24	•	•	•	•
Blindstitch foot	24	-	•	•	•
Hemmer foot	25	•	-	•	-
Binder attachment for unfolded bias tape	25	•	-	•	-
Decorative sewing					
Piping foot	25	-	•	•	•
Pearl foot	26	-	-	-	•
Beading and sequin foot	26	-	•	•	-
Cording foot	26	•	-	•	-
Gathering foot	27	-	•	•	•
Lace foot	27	•	-	•	-
Hemmer and lace foot	27	•	-	•	-
Other accessories					
Cut-offs bin	28	-	x	x	x
Carrying case for overlockers/sergers	28	•	•	•	•

x Standard accessories / • Optional accessories / - Incompatible



www.mybernette.com

Not all accessories are available in every country. Product range and the function of individual articles are subject to change without prior notice.
For more information, go to www.mybernette.com, or consult your BERNINA dealer.

